

Condensed Item Analysis Report

Filter: Course and Instructor = ECON 301 - Interm Price Theory with David Youngberg

Q1-Were you required to take this course?

Response	Frequency	Percent	Mean: 1.00
Yes	3	100.00	<div style="width: 100%; height: 10px; background-color: #0000FF;"></div>
No	0	0.00	<div style="width: 0%; height: 10px; background-color: #0000FF;"></div>
Missing	0	0.00	<div style="width: 0%; height: 10px; background-color: #0000FF;"></div>

Q2-If this course was required, why?

Response	Frequency	Percent	Mean: 1.00
Major	3	100.00	<div style="width: 100%; height: 10px; background-color: #0000FF;"></div>
Minor	0	0.00	<div style="width: 0%; height: 10px; background-color: #0000FF;"></div>
College Requirements	0	0.00	<div style="width: 0%; height: 10px; background-color: #0000FF;"></div>
Missing	0	0.00	<div style="width: 0%; height: 10px; background-color: #0000FF;"></div>

If you answered no to question 1: My main reasons for taking this course: Instructor

Response	Frequency	Percent	Mean: 1.00
---	0	0.00	<div style="width: 0%; height: 10px; background-color: #0000FF;"></div>
Instructor	2	66.67	<div style="width: 66.67%; height: 10px; background-color: #0000FF;"></div>
Missing	1	33.33	<div style="width: 33.33%; height: 10px; background-color: #0000FF;"></div>

If you answered no to question 1: My main reasons for taking this course: Subject Matter

Response	Frequency	Percent	Mean: 1.00
---	0	0.00	<div style="width: 0%; height: 10px; background-color: #0000FF;"></div>
Subject Matter	1	33.33	<div style="width: 33.33%; height: 10px; background-color: #0000FF;"></div>
Missing	2	66.67	<div style="width: 66.67%; height: 10px; background-color: #0000FF;"></div>

If you answered no to question 1: My main reasons for taking this course: Time Offered

Response	Frequency	Percent	Mean: -
---	0	0.00	<div style="width: 0%; height: 10px; background-color: #0000FF;"></div>
Time Offered	0	0.00	<div style="width: 0%; height: 10px; background-color: #0000FF;"></div>
Missing	3	100.00	<div style="width: 100%; height: 10px; background-color: #0000FF;"></div>

Q4-Class Standing?

Response	Frequency	Percent	Mean: 2.33
Senior	0	0.00	<div style="width: 0%; height: 10px; background-color: #0000FF;"></div>
Junior	2	66.67	<div style="width: 66.67%; height: 10px; background-color: #0000FF;"></div>
Sophomore	1	33.33	<div style="width: 33.33%; height: 10px; background-color: #0000FF;"></div>
Freshman	0	0.00	<div style="width: 0%; height: 10px; background-color: #0000FF;"></div>
Missing	0	0.00	<div style="width: 0%; height: 10px; background-color: #0000FF;"></div>

Q5-Sex?

Response	Frequency	Percent	Mean: 1.67
Female	1	33.33	<div style="width: 33.33%; height: 10px; background-color: #0000FF;"></div>
Male	2	66.67	<div style="width: 66.67%; height: 10px; background-color: #0000FF;"></div>
Missing	0	0.00	<div style="width: 0%; height: 10px; background-color: #0000FF;"></div>

Q6-What grade do you expect from this course?

Response	Frequency	Percent	Mean: 1.33
A	2	66.67	<div style="width: 66.67%; height: 10px; background-color: #0000FF;"></div>
B	1	33.33	<div style="width: 33.33%; height: 10px; background-color: #0000FF;"></div>
C	0	0.00	<div style="width: 0%; height: 10px; background-color: #0000FF;"></div>
D	0	0.00	<div style="width: 0%; height: 10px; background-color: #0000FF;"></div>
F	0	0.00	<div style="width: 0%; height: 10px; background-color: #0000FF;"></div>
Missing	0	0.00	<div style="width: 0%; height: 10px; background-color: #0000FF;"></div>

Q7-What is your current GPA?

Response	Frequency	Percent	Mean: 4.00
<2.0	0	0.00	<div style="width: 0%; height: 10px; background-color: #0000FF;"></div>
2.0-2.499	1	33.33	<div style="width: 33.33%; height: 10px; background-color: #0000FF;"></div>
2.5-2.999	0	0.00	<div style="width: 0%; height: 10px; background-color: #0000FF;"></div>
3.0-3.499	0	0.00	<div style="width: 0%; height: 10px; background-color: #0000FF;"></div>
3.50-4.00	2	66.67	<div style="width: 66.67%; height: 10px; background-color: #0000FF;"></div>
Missing	0	0.00	<div style="width: 0%; height: 10px; background-color: #0000FF;"></div>

Q8-Did you take advantage of the instructor's office hours?

Response	Frequency	Percent	Mean: 1.33
Yes	2	66.67	<div style="width: 66.67%; height: 10px; background-color: #0000FF;"></div>
No	1	33.33	<div style="width: 33.33%; height: 10px; background-color: #0000FF;"></div>
Missing	0	0.00	<div style="width: 0%; height: 10px; background-color: #0000FF;"></div>

Q9-Did you seek outside help or go to any peer tutoring sessions?

Response	Frequency	Percent	Mean: 1.67
Yes	1	33.33	
No	2	66.67	
Missing	0	0.00	

Q10-How many hours per week did you spend on preparing for this course?

Response	Frequency	Percent	Mean: 2.33
1	1	33.33	
2	1	33.33	
3	0	0.00	
4	1	33.33	
5	0	0.00	
6	0	0.00	
Missing	0	0.00	

Q11-How many class meetings did you miss during the semester?

Response	Frequency	Percent	Mean: 1.00
none	3	100.00	
1-2	0	0.00	
3-4	0	0.00	
5-6	0	0.00	
7-8	0	0.00	
>8	0	0.00	
Missing	0	0.00	

Q12-Class sessions were well organized.

Response	Frequency	Percent	Mean: 4.00
Strongly Agree	3	100.00	
Agree	0	0.00	
Disagree	0	0.00	
Strongly Disagree	0	0.00	
Not Applicable	0	0.00	
Missing	0	0.00	

Q13-Course objectives as stated in the syllabus were met.

Response	Frequency	Percent	Mean: 4.00
Strongly Agree	3	100.00	
Agree	0	0.00	
Disagree	0	0.00	
Strongly Disagree	0	0.00	
Not Applicable	0	0.00	
Missing	0	0.00	

Q14-Class sessions began and ended on time.

Response	Frequency	Percent	Mean: 4.00
Strongly Agree	3	100.00	
Agree	0	0.00	
Disagree	0	0.00	
Strongly Disagree	0	0.00	
Not Applicable	0	0.00	
Missing	0	0.00	







Q15-Students were encouraged to share their ideas in class.

Response	Frequency	Percent	Mean: 4.00
Strongly Agree	3	100.00	
Agree	0	0.00	
Disagree	0	0.00	
Strongly Disagree	0	0.00	
Not Applicable	0	0.00	
Missing	0	0.00	







Q16-Exams covered materials emphasized in the course.

Response	Frequency	Percent	Mean: 4.00
Strongly Agree	3	100.00	
Agree	0	0.00	
Disagree	0	0.00	
Strongly Disagree	0	0.00	
Not Applicable	0	0.00	
Missing	0	0.00	







Q17-Grading methods and scale were clearly stated in the syllabus.

Response	Frequency	Percent	Mean: 4.00
Strongly Agree	3	100.00	
Agree	0	0.00	
Disagree	0	0.00	
Strongly Disagree	0	0.00	
Not Applicable	0	0.00	
Missing	0	0.00	







Q19-Provisions were made to provide extra assistance outside class for students needing extra help (i.e. office hours, exam review sessions, tutors).

Response	Frequency	Percent	Mean: 4.00
Strongly Agree	3	100.00	
Agree	0	0.00	
Disagree	0	0.00	
Strongly Disagree	0	0.00	
Not Applicable	0	0.00	
Missing	0	0.00	







Q21-The course was academically challenging.

Response	Frequency	Percent	Mean: 3.67
Strongly Agree	2	66.67	
Agree	1	33.33	
Disagree	0	0.00	
Strongly Disagree	0	0.00	
Not Applicable	0	0.00	
Missing	0	0.00	







Q23-The materials (e.g. textbooks, handouts) for this course were very useful

Response	Frequency	Percent	Mean: 3.67
Strongly Agree	2	66.67	
Agree	1	33.33	
Disagree	0	0.00	
Strongly Disagree	0	0.00	
Not Applicable	0	0.00	
Missing	0	0.00	







Q18-Exams and other course related work were graded based on the stated grading method and scale.

Response	Frequency	Percent	Mean: 4.00
Strongly Agree	3	100.00	
Agree	0	0.00	
Disagree	0	0.00	
Strongly Disagree	0	0.00	
Not Applicable	0	0.00	
Missing	0	0.00	







Q20-A variety of teaching methods and strategies were employed to help students understand and apply the course material.

Response	Frequency	Percent	Mean: 3.67
Strongly Agree	2	66.67	
Agree	1	33.33	
Disagree	0	0.00	
Strongly Disagree	0	0.00	
Not Applicable	0	0.00	
Missing	0	0.00	







Q22-Knowledge of course content and topics covered increased.

Response	Frequency	Percent	Mean: 4.00
Strongly Agree	3	100.00	
Agree	0	0.00	
Disagree	0	0.00	
Strongly Disagree	0	0.00	
Not Applicable	0	0.00	
Missing	0	0.00	







Q24-The course content was covered thoroughly.

Response	Frequency	Percent	Mean: 4.00
Strongly Agree	3	100.00	
Agree	0	0.00	
Disagree	0	0.00	
Strongly Disagree	0	0.00	
Not Applicable	0	0.00	
Missing	0	0.00	







Q25-The classrooms were adequately equipped (computers, whiteboard, blackboard, projectors, etc.) to facilitate learning.

Response	Frequency	Percent	Mean: 4.00
Strongly Agree	3	100.00	
Agree	0	0.00	
Disagree	0	0.00	
Strongly Disagree	0	0.00	
Not Applicable	0	0.00	
Missing	0	0.00	






Q26-The classroom were adequately climate controlled

Response	Frequency	Percent	Mean: 2.67
Strongly Agree	2	66.67	
Agree	0	0.00	
Disagree	0	0.00	
Strongly Disagree	0	0.00	
Not Applicable	1	33.33	
Missing	0	0.00	

Q27-The classrooms were easily accessible.

Response	Frequency	Percent	Mean: 3.67
Strongly Agree	2	66.67	
Agree	1	33.33	
Disagree	0	0.00	
Strongly Disagree	0	0.00	
Not Applicable	0	0.00	
Missing	0	0.00	

Q28-Overall evaluation of this course

Response	Frequency	Percent	Mean: 4.67
Excellent	2	66.67	
Above Average	1	33.33	
Average	0	0.00	
Below Average	0	0.00	
Poor	0	0.00	
Missing	0	0.00	